

	Lincoln County Residential			VG 03 +17%	
	Current	Current		After ADJ	After ADJ
VAL_GRP	a/s ratio	Assd Value	Sale Price	Assd Value	a/s ratio
3	65.59	126585	193000	148104	76.74
3	66.58	213065	320000	249286	77.9
3	68.89	118495	172000	138639	80.6
3	71.67	120410	168000	140880	83.86
3	72.27	122860	170000	143746	84.56
3	72.72	166540	229000	194852	85.09
3	74.91	41875	55900	48994	87.65
3	75.03	191325	255000	223850	87.78
3	76.32	171725	225000	200918	89.3
3	77.42	176510	228000	206517	90.58
3	79.29	149065	188000	174406	92.77
3	79.61	179115	225000	209565	93.14
3	79.64	151230	189900	176939	93.17
3	80.36	255545	318000	298988	94.02
3	81.44	175905	216000	205809	95.28
3	81.51	115745	142000	135422	95.37
3	81.77	143910	176000	168375	95.67
3	82.31	164615	200000	192600	96.3
3	83.31	164960	198000	193003	97.48
3	83.68	225935	270000	264344	97.91
3	84.47	116985	138500	136872	98.82
3	84.48	139315	164900	162999	98.85
3	87.27	206840	237000	242003	102.11
3	88.74	346095	390000	404931	103.83
3	92.03	230070	250000	269182	107.67
3	93.23	144500	155000	169065	109.07
3	95.01	148220	156000	173417	111.17
3	96.12	271065	282000	317146	112.46
3	97.18	194360	200000	227401	113.7
3	97.33	136170	139900	159319	113.88
3	98.74	241920	245000	283046	115.53
3	100.06	155195	155100	181578	117.07
3	101.69	213540	210000	249842	118.97
3	104.64	52320	50000	61214	122.43
3	118.01	51335	43500	60062	138.07

**EXHIBIT**  
 2015 Zonal  
 150  
 777


150 = 1



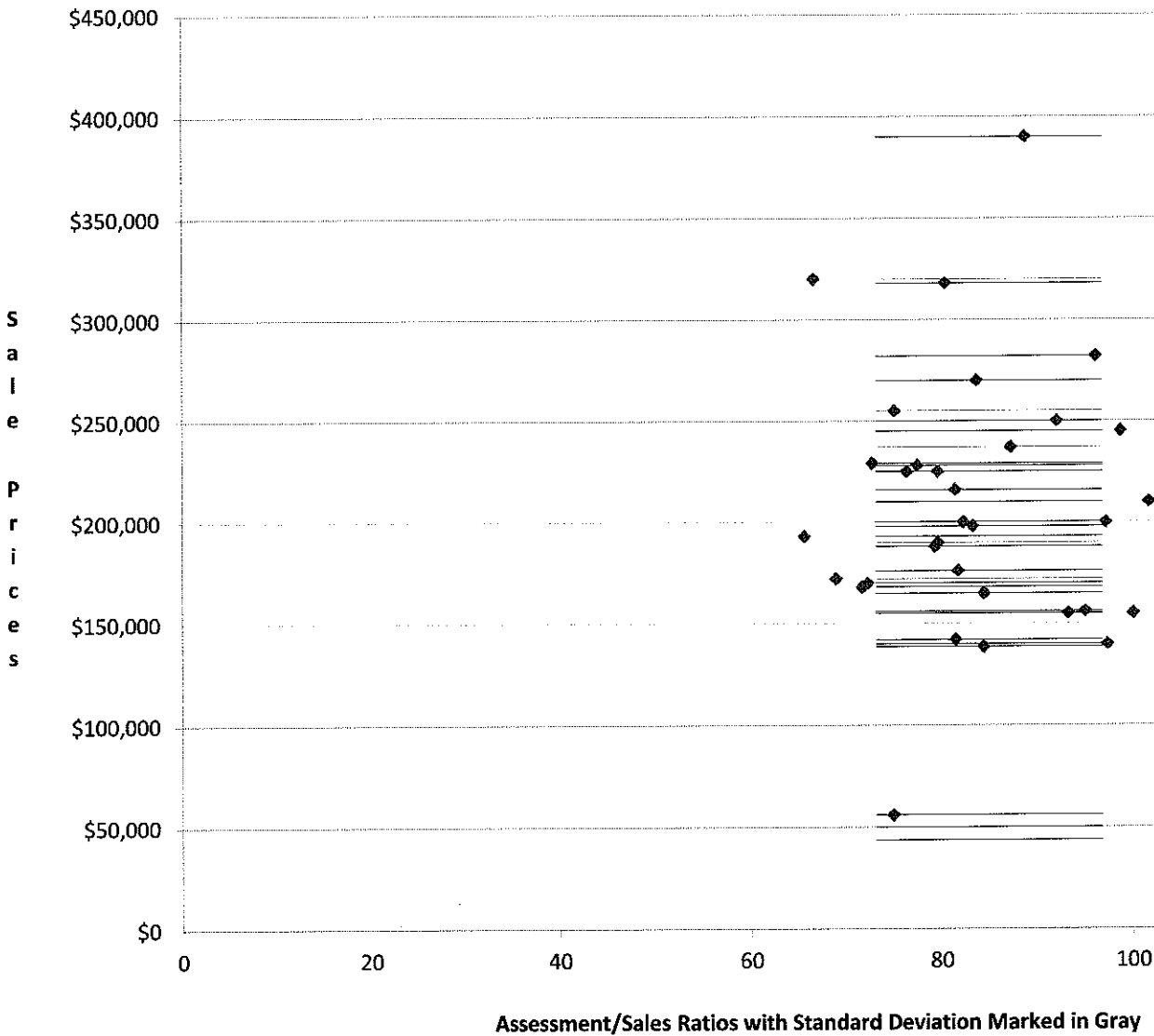
	Lincoln County Residential			VG 04 +8.50%	
	Current	Current		After ADJ	After ADJ
VAL_GRP	a/s ratio	Assd Value	Sale Price	Assd Value	a/s ratio
4	35.7	19990	56000	21689	38.73
4	47.79	38230	80000	41480	51.85
4	54.23	92185	170000	100021	58.84
4	54.55	5455	10000	5919	59.19
4	58.69	44020	75000	47762	63.68
4	58.96	141510	240000	153538	63.97
4	62.95	55400	88000	60109	68.31
4	63.66	117775	185000	127786	69.07
4	63.72	11470	18000	12445	69.14
4	63.84	105330	165000	114283	69.26
4	64.55	174280	270000	189094	70.03
4	64.7	242620	375000	263243	70.2
4	64.85	90790	140000	98507	70.36
4	65.34	421460	645000	457284	70.9
4	66.7	123390	185000	133878	72.37
4	68.17	86580	127000	93939	73.97
4	68.22	498010	730000	540341	74.02
4	69.7	170770	245000	185285	75.63
4	69.92	120965	173000	131247	75.87
4	71.16	135195	190000	146687	77.2
4	71.23	229365	322000	248861	77.29
4	71.54	114460	160000	124189	77.62
4	71.7	111130	155000	120576	77.79
4	72.01	120260	167000	130482	78.13
4	73.95	81340	110000	88254	80.23
4	74.88	31450	42000	34123	81.25
4	75.13	136355	181500	147945	81.51
4	75.59	161015	213000	174701	82.02
4	75.66	170230	225000	184700	82.09
4	76.63	239080	312000	259402	83.14
4	76.95	92345	120000	100194	83.5
4	77	88550	115000	96077	83.55
4	78.3	324960	415000	352582	84.96
4	79.16	308735	390000	334977	85.89
4	79.2	150080	189500	227725	85.93
4	79.2	209885	265000	162837	85.93
4	79.25	186245	235000	202076	85.99
4	79.29	101095	127500	109688	86.03
4	79.41	317640	400000	344639	86.16
4	79.56	167075	210000	181276	86.32
4	79.82	223485	280000	242481	86.6
4	80.15	159505	199000	173063	86.97
4	80.64	233850	290000	253727	87.49

4	80.81	315145	390000	341932	87.67
4	80.93	151745	187500	164643	87.81
4	81.09	124070	153000	134616	87.98
4	81.31	207330	255000	224953	88.22
4	81.64	187775	230000	203736	88.58
4	82.25	90475	110000	98165	89.24
4	82.83	135015	163000	146491	89.87
4	83.14	195390	235000	211998	90.21
4	83.92	415405	495000	450714	91.05
4	84.15	145155	172500	157493	91.3
4	84.82	138170	162900	149914	92.03
4	84.94	254820	300000	276480	92.16
4	85.36	250105	293000	141245	92.62
4	85.36	130180	152500	271364	92.62
4	86	141905	165000	153967	93.31
4	86.26	213505	247500	231653	93.6
4	86.78	208275	240000	225978	94.16
4	86.8	125865	145000	136564	94.18
4	86.85	151125	174000	163971	94.24
4	86.98	210925	242500	228854	94.37
4	87.42	211550	242000	229532	94.85
4	87.48	227440	260000	246772	94.91
4	87.51	140015	160000	151916	94.95
4	87.61	91115	104000	98860	95.06
4	87.98	336965	383000	365607	95.46
4	88.44	179530	203000	194790	95.96
4	88.83	222065	250000	240941	96.38
4	88.88	120875	136000	131149	96.43
4	89.52	156655	175000	169971	97.13
4	89.6	255370	285000	277076	97.22
4	89.81	150885	168000	163710	97.45
4	90.67	123315	136000	133797	98.38
4	90.98	257475	283000	279360	98.71
4	91.03	98310	108000	106666	98.77
4	91.08	148365	162900	160976	98.82
4	91.67	171890	187500	186501	99.47
4	91.76	300970	328000	326552	99.56
4	91.82	52335	57000	56783	99.62
4	91.88	27565	30000	29908	99.69
4	92	299935	326000	325429	99.82
4	92.06	487930	530000	529404	99.89
4	92.12	207280	225000	224899	99.96
4	92.3	356285	386000	386569	100.15
4	92.5	293680	317500	318643	100.36
4	92.51	203525	220000	220825	100.37
4	92.88	315790	340000	342632	100.77
4	93.34	85870	92000	93169	101.27

4	93.6	311215	332500	337668	101.55
4	94.02	249150	265000	270328	102.01
4	94.33	132055	140000	143280	102.34
4	94.42	165240	175000	179285	102.45
4	95.5	238750	250000	259044	103.62
4	95.54	140210	146750	152128	103.66
4	95.75	181920	190000	197383	103.89
4	96.58	289750	300000	314379	104.79
4	97.28	155645	160000	168875	105.55
4	97.47	180320	185000	195647	105.76
4	97.5	156975	161000	170318	105.79
4	98.13	306150	312000	332173	106.47
4	98.31	314590	320000	341330	106.67
4	98.43	203265	206500	220543	106.8
4	98.86	165095	167000	179128	107.26
4	98.99	81170	82000	88069	107.4
4	99.16	312340	315000	338889	107.58
4	99.44	77065	77500	83616	107.89
4	99.5	238795	240000	259093	107.96
4	99.51	303505	305000	329303	107.97
4	99.52	205010	206000	222436	107.98
4	100.37	166610	166000	180772	108.9
4	100.58	240395	239000	260829	109.13
4	101.86	427810	420000	464174	110.52
4	102.12	270620	265000	293623	110.8
4	102.28	291510	285000	316288	110.98
4	103.17	324990	315000	352614	111.94
4	104.19	78145	75000	84787	113.05
4	104.53	234465	224308	254395	113.41
4	105.04	170160	162000	184624	113.97
4	105.76	153250	144900	166276	114.75
4	106.89	138960	130000	150772	115.98
4	107.82	424800	394000	460908	116.98
4	109.26	240375	220000	260807	118.55
4	109.83	225155	205000	244293	119.17
4	112.2	16830	15000	18261	121.74
4	112.84	191835	170000	208141	122.44
4	115.86	32440	28000	35197	125.71
4	119.13	105430	88500	114392	129.26
4	119.79	107810	90000	116974	129.97
4	121.53	371520	305700	403099	131.86
4	121.67	160605	132000	174256	132.01
4	127.68	126400	99000	137144	138.53
4	131.47	157760	120000	171170	142.64
4	210.37	65215	31000	70758	228.25
4	243.85	48770	20000	52915	264.58



# 2015 Lincoln County Residential Valuation Grouping

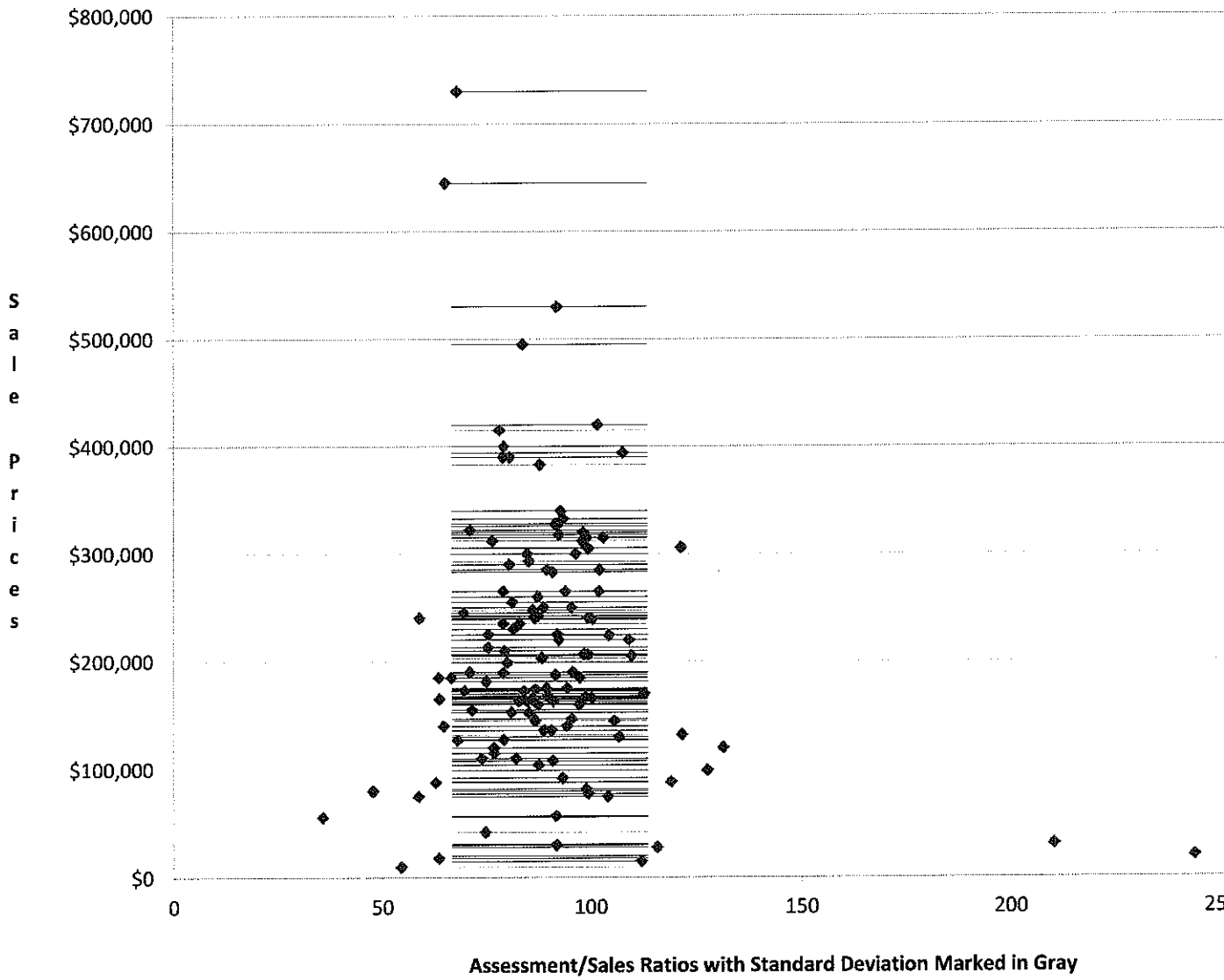


15025





# 2015 Lincoln County Residential Valuation Grouping



150:6



**Keetle, Steve**

---

**From:** Sorensen, Ruth  
**Sent:** Monday, April 27, 2015 9:59 AM  
**To:** Freimuth, Tom  
**Cc:** Chamberlin, Charles; Keetle, Steve; Hotz, Rob; Salmon, Nancy  
**Subject:** RE: Assessed/Sale Ratio Charts Pre-Adjustment & Post-Adjustment  
**Attachments:** Lincoln County VG03 assessment ratio.pdf; LINCOLN VG04 Scattergram.pdf; Lincoln County VG04 Assessment ratio.pdf; Dakota County Scattergram.pdf; Dakota County Assessment Ratio.pdf; LINCOLN VG03 Scattergram.pdf

**Follow Up Flag:** Follow up  
**Flag Status:** Flagged

Attached are the requested assessed/sales ratio charts for Lincoln County and Dakota County. Also attached are the scattergrams.

**Ruth A. Sorensen**

Property Tax Administrator

**Dept. of Revenue, Property Assessment Division** | 301 Centennial Mall South | P.O. Box 98919 |  
Lincoln, NE 68509 | 📞: 402.471.5962 | 📠:402.471.5993 | ✉: [ruth.sorensen@nebraska.gov](mailto:ruth.sorensen@nebraska.gov)

---

**From:** Freimuth, Tom  
**Sent:** Thursday, April 23, 2015 11:15 AM  
**To:** Sorensen, Ruth  
**Cc:** Chamberlin, Charles; Keetle, Steve; Hotz, Rob; Salmon, Nancy  
**Subject:** Assessed/Sale Ratio Charts Pre-Adjustment & Post-Adjustment

Ruth:

I find that the Assessed/Sale Ratio Charts Pre-Adjustment & Post-Adjustment that PAD has prepared and submitted in evidence during 2015 Statewide Equalization are useful (e.g., E138, VG1 – Fairbury Residential). If possible without too much work, please prepare Assessed/Sale Ratio Charts Pre-Adjustment & Post-Adjustment similar to E138 for the upcoming show cause hearings.

Thanks.

Tom

Thomas D. Freimuth, Commissioner  
Nebraska Tax Equalization & Review Commission  
P.O. Box 95108  
301 Centennial Mall South  
Lincoln, Nebraska 68509-4732  
Phone: (402) 471-2842 (main)  
Phone: (402) 471-8915 (direct)  
Fax: (402) 471-7720  
Email: [tom.freimuth@nebraska.gov](mailto:tom.freimuth@nebraska.gov)

CONFIDENTIALITY NOTICE: This e-mail message, including any attachments, is for the sole use of the intended recipient(s) and may contain confidential and privileged information. Any unauthorized review, use, disclosure or distribution is prohibited. If you are not the intended recipient, please contact the sender by reply e-mail and destroy all copies of the original message.

