


SALE RATIOS
AFTER 43%
INCREASE OF
VALUE

7100

WITH

10 IN



median
median

9 IN


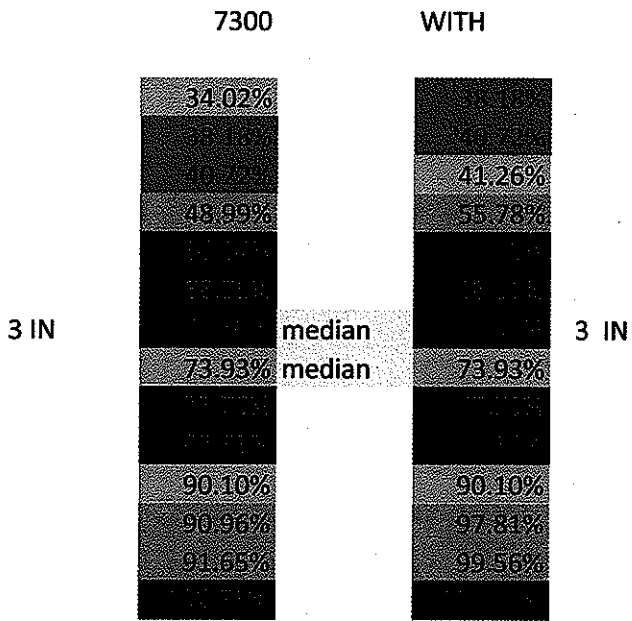


EXHIBIT
 2013 equal.
 122
 5PP:

Sale Ratios
 After 43%
 Increase of
 value




SALES RATIOS
 AFTER 43%
 INCREASE &
 VALUE

7200

WITH



7 IN



Median 3 IN
 Median

77.26
MEDIAN

All 3 County

37.87%
34.02%
38.18%
40.72%
41.58%
41.76%
41.82%
42.28%
42.79%
47.72%
48.91%
48.99%
49.31%
50.27%
50.58%
53.09%
55.30%
55.32%
59.59%
60.94%
60.84%
62.32%
65.91%
68.67%
69.39%
70.63%
70.50%
71.58%
71.58%
72.50%
72.90% Median 64 Sales
73.11% Median 20 IN
73.46%
73.60%
73.93%
74.06%
74.07%
74.11%
74.17%
74.99%
75.07%
75.30%
76.59%
76.83%
77.0%
77.71%
78.32%
80.53%
82.13%
87.34%

38.00%
38.18%
40.72%
41.26%
41.76%
42.28%
42.79%
48.91%
49.31%
50.87%
50.27%
51.73%
53.09%
53.47%
54.05%
55.30%
55.78%
56.17%
56.73%
57.40%
60.97%
62.61%
63.2%
65.91%
68.67%
70.03%
70.50%
72.33%
72.33%
72.50%
73.41%
73.93% Median
73.95% Median
74.06%
74.14%
74.77%
75.07%
75.07%
76.19%
76.83%
77.70%
78.32%
79.19%
79.79%
80.14%
81.17%
81.39%
83.01%
83.5%
87.65%

sale
Ratios
After 43%
Increase B
value

15 IN

(cont.)

90.10%
90.96%
91.65%
96.86%
99.40%
99.79%
101.72%
102.75%
103.47%
103.88%
103.87%

90.10%
97.78%
97.81%
98.47%
99.41%
99.56%
100.51%
102.69%
103.75%
103.87%
103.88%
103.87%